

Name of Listed Entity: Bannari Amman Sugars Limited

Scrip Code/Name of Scrip/Class of Security: BANARISUG/500041/EQUITY

Share Holding Pattern Filed under: 31 (1) (b)

Share Holding Pattern as on : 30-Jun-2020

Declaration: The Listed entity is required to submit the following declaration to the extent of submission of information:-

S. No.	Particulars	Yes/No	Promoter and Promoter Group	Public Shareholder	Non-Promoter Non-Public
1	Whether the Listed Entity has issued any partly paid up shares?	No	No	No	No
2	Whether the Listed Entity has issued any Convertible Securities or Warrants?	No	No	No	No
3	Whether the Listed Entity has any shares against which depository receipts are issued?	No	No	No	No
4	Whether the Listed Entity has any shares in locked-in?	Yes	No	Yes	No
5	Whether any shares held by promoters are pledge or otherwise encumbered?	No	No		
6	Whether the Listed Entity has issued any differential Voting Rights?	No	No	No	No
7	Whether the listed entity has any significant beneficial owner?	Yes			



Table I - Summary Statement holding of specified securities

Category (I)	Category of shareholder (II)	Nos. of share holders	No. of fully paid up equity shares held	No. of Partly paid-up equity shares held	No. of shares underlying Depository Receipts	Total Nos. shares held	Shareholding as a % of total no. of shares (calculated as per SCRR, 1957)	Number of Voting Rights held in each class of securities				No. of Shares Underlying Outstanding convertible securities (including warrants)	Shareholding , as a % assuming full conversion of convertible securities (as a percentage of diluted share capital)	Number of Locked in shares		Number of Shares pledged or otherwise encumbered		Number of equity shares held in dematerialized form
		(III)	(IV)	(V)	(VI)	(IV) + (V) + (VI)	As a % of (A+B+C2)	(IX)			(X)	As a % of (A+B+C2)	(XII)		(XIII)		(XIV)	
						(VII)	(VIII)	No of Voting Rights				Total as a % of (A+B+C)	(XI) = (VII)+(X)	No. (a)	As a % of total Shares held (b)	No. (a)		As a % of total Shares held (b)
								Class eg: X	Class eg: y	Total								
A	Promoter & Promoter Group	11	7360276	0	0	7360276	58.7	7360276	0	7360276	58.7	0	58.7	0	0	0	0	7360276
B	Public	6430	5179424	0	0	5179424	41.3	5179424	0	5179424	41.3	0	41.3	500	0	0	0	4904914
C	Non Promoter-Non Public	0	0	0	0	0	0	0	0	0	0	0	0	0	0	0	0	0
C1	Shares underlying DRs	0	0	0	0	0	0	0	0	0	0	0	0	0	0	0	0	0
C2	Shares held by Employee Trusts	0	0	0	0	0	0	0	0	0	0	0	0	0	0	0	0	0
	Total	6441	12539700	0	0	12539700	100	12539700	0	12539700	100	0	100	500	0	0	0	12265190




Table II - Statement showing shareholding pattern of the Promoter and Promoter Group

S.No.	Category & Name of the Shareholders	PAN	No. of share holder	No. of fully paid up equity shares held	Partly paid up equity shares held	Nos. of shares underlying Depository Receipts	Total nos. of Shares Held (VII= (IV+V+VI))	Share holding % calculated as per SCRR, 1957	Number of Voting Rights held in each class of securities				No. of Shares Underlying Out standing Convertible securities including Warrants	Shareholding, as a % assuming full conversion of convertible securities	Number of Locked in shares		Number of shares pledged or otherwise encumbered		Number of equity shares held in dematerialized form
									(IX)	(X)	(XII)				(XIII)		(XIV)		
(I)	(II)	(III)	(IV)	(V)	(VI)	(VII)	As a % of (A+B+C2)	(VIII)	No of Voting Rights			Total as a % of Total Voting rights	(XI) = (VII)+(X) as a % of A+B+C2	No. (a)	As a % of total Shares held (b)	No. (a)	As a % of total Shares held (b)		
Class X	Class Y	Total																	
1	Indian																		
a	Individuals/Hindu undivided Family		4	1837535	0	0	1837535	14.65	1837535	0	1837535	14.65	0	14.65	0	0	0	0	1837535
	BALASUBRAMANIAM S V	ABEPB2072Q		1056232	0	0	1056232	8.42	1056232	0	1056232	8.42	0	8.42	0	0	0	0	1056232
	SOUNDARAM B	AGVPS9508G		479349	0	0	479349	3.82	479349	0	479349	3.82	0	3.82	0	0	0	0	479349
	SARAVANAN B	ADQPS5940J		175758	0	0	175758	1.4	175758	0	175758	1.4	0	1.4	0	0	0	0	175758
	MURALI B	AABHB3093F		126196	0	0	126196	1.01	126196	0	126196	1.01	0	1.01	0	0	0	0	126196
b	Central Government/ State Government(s)		0	0	0	0	0	0	0	0	0	0	0	0	0	0	0	0	0
c	Financial Institutions/ Banks		0	0	0	0	0	0	0	0	0	0	0	0	0	0	0	0	0
d	Any Other (specify)								0	0	0	0	0	0	0	0	0	0	0
	Body Corporate		7	5522741	0	0	5522741	44.04	5522741	0	5522741	44.04	0	44.04	0	0	0	0	5522741
	SVB HOLDINGS PRIVATE LIMITED	AARCS4290G		5048013	0	0	5048013	40.26	5048013	0	5048013	40.26	0	40.26	0	0	0	0	5048013
	ANNAMALLAI ENTERPRISE PRIVATE LIMITED	AABCA6618E		255732	0	0	255732	2.04	255732	0	255732	2.04	0	2.04	0	0	0	0	255732
	SHIVA CARGO MOVERS PRIVATE LIMITED	AADCS8158B		106500	0	0	106500	0.85	106500	0	106500	0.85	0	0.85	0	0	0	0	106500
	BANNARIAMMAN FINANCE PRIVATE LIMITED	AAACB8775E		87193	0	0	87193	0.7	87193	0	87193	0.7	0	0.7	0	0	0	0	87193
	SVB ENTERPRISE PRIVATE LIMITED	AAGCS3669G		10700	0	0	10700	0.09	10700	0	10700	0.09	0	0.09	0	0	0	0	10700
	BANNARI AMMAN ENTERPRISES PRIVATE LIMITED	AACCB0881D		9703	0	0	9703	0.08	9703	0	9703	0.08	0	0.08	0	0	0	0	9703
	KERALA ALCOHOLIC PRODUCTS PRIVATE LIMITED	AAACK9860F		4900	0	0	4900	0.04	4900	0	4900	0.04	0	0.04	0	0	0	0	4900
	Sub-Total (A)(1)		11	7360276	0	0	7360276	58.7	7360276	0	7360276	58.7	0	58.7	0	0	0	0	4900
2	Foreign		0	0	0	0	0	0	0	0	0	0	0	58.7	0	0	0	0	7360276
a	Individuals (Non-Resident Individuals/ Foreign Individuals)		0	0	0	0	0	0	0	0	0	0	0	0	0	0	0	0	0
b	Government		0	0	0	0	0	0	0	0	0	0	0	0	0	0	0	0	0
c	Institutions		0	0	0	0	0	0	0	0	0	0	0	0	0	0	0	0	0
d	Foreign Portfolio Investor		0	0	0	0	0	0	0	0	0	0	0	0	0	0	0	0	0
e	Any Other (specify)		0	0	0	0	0	0	0	0	0	0	0	0	0	0	0	0	0
	Sub-Total (A)(2)		0	0	0	0	0	0	0	0	0	0	0	0	0	0	0	0	0
	Total Shareholding of Promoter and Promoter Group (A)= (A)(1)+(A)(2)		11	7360276	0	0	7360276	58.7	7360276	0	7360276	58.7	0	58.7	0	0	0	0	7360276



Table III - Statement showing shareholding pattern of the Public shareholder

S.No.	Category & Name of the Shareholders	PAN	No. of shareholder	No. of fully paid up equity shares held	Partly paid up equity shares held	Nos. of shares underlying Depository Receipts	Total nos. of Shares Held (VII= (IV+V+VI)	Share holding % calculated as per SCRR, 1957	Number of Voting Rights held in each class of securities				No. of Shares Underlying Out standing Convertible securities (including Warrants)	Total shareholding, as a % assuming full conversion of convertible securities (as a percentage of diluted share capital)	Number of Locked in shares		Number of shares pledged or otherwise encumbered		Number of equity shares held in dematerialized form
									(IX)						(XII)		(XIII)		
									No of Voting Rights			Total as a % of Total Voting rights			No. (a)	As a % of total Shares held (b)	No. (Not applicable)	As a % of total Shares held (Not applicable) (b)	
									(VIII)	Class X	Class Y								
(I)	(II)	(III)	(IV)	(V)	(VI)	(VII)	(VIII)	Class X	Class Y	Total	(X)	(XI)	No. (a)	As a % of total Shares held (b)	No. (Not applicable)	As a % of total Shares held (Not applicable) (b)	(XIV)		
1	Institutions																		
a	Mutual Funds		1	11500	0	0	11500	0.09	11500	0	11500	0.09	0	0.09	0	0		11500	
b	Venture Capital Funds		0	0	0	0	0	0	0	0	0	0	0	0	0	0	0		
c	Alternate Investment Funds		0	0	0	0	0	0	0	0	0	0	0	0	0	0	0		
d	Foreign Venture Capital Investors		0	0	0	0	0	0	0	0	0	0	0	0	0	0	0		
e	Foreign Portfolio Investors		10	19967	0	0	19967	0.16	19967	0	19967	0.16	0	0.16	0	0	0		
f	Financial Institutions/Banks		1	114	0	0	114	0	114	0	114	0	0	0	0	0	19967		
g	Insurance Companies		0	0	0	0	0	0	0	0	0	0	0	0	0	0	114		
h	Provident Funds/Pension Funds		0	0	0	0	0	0	0	0	0	0	0	0	0	0	0		
i	Any Other (specify)		0	0	0	0	0	0	0	0	0	0	0	0	0	0	0		
	Sub-Total (B)(1)		12	31581	0	0	31581	0.25	31581	0	31581	0.25	0	0.25	0	0	0		
2	Central Government/ State Government(s)/ President of India		0	0	0	0	0	0	0	0	0	0	0	0	0	0	31581		
	Sub-Total (B)(2)		0	0	0	0	0	0	0	0	0	0	0	0	0	0	0		
3	Non-institutions		0	0	0	0	0	0	0	0	0	0	0	0	0	0	0		
a	Individuals -		5876	3162796	0	0	3162796	25.22	3162796	0	3162796	25.22	0	25.22	400	0.01	0		
i	Individual shareholders holding nominal share capital up to Rs. 2 lakhs.		5854	975654	0	0	975654	7.78	975654	0	975654	7.78	0	7.78	400	0.01	2974515		
ii	Individual shareholders holding nominal share capital in excess of Rs. 2 lakhs.		22	2187142	0	0	2187142	17.44	2187142	0	2187142	17.44	0	17.44	0	0	837373		
	SHARAD NANDLAL SHAH	AAAFN5385K	0	240000	0	0	240000	1.93	240000		240000	1.93	0	1.93	0	0	2137142		
	NEMISH S SHAH	AAEPS1165L	0	325000	0	0	325000	2.59	325000	0	325000	2.59	0	2.59	0	0	240000		
	ANUJ ANANTRAI SHETH	AAEPS8975Q	0	566244	0	0	566244	4.52	566244	0	566244	4.52	0	4.52	0	0	325000		
	NILESH KISHOR SHAH	ACMFS8855K	0	200000	0	0	200000	1.59	200000	0	200000	1.59	0	1.59	0	0	566244		
b	NBFCs registered with RBI		0	0	0	0	0	0	0	0	0	0	0	0	0	0	200000		
	Employee Trusts		0	0	0	0	0	0	0	0	0	0	0	0	0	0	0		
	Overseas Depositories (holding DRs) (balancing figure)		0	0	0	0	0	0	0	0	0	0	0	0	0	0	0		
	Any Other (specify)		542	1985047	0	0	1985047	15.83	1985047	0	1985047	15.83	0	15.83	0	0	0		
	Other - Escrow Account		1	2250	0	0	2250	0.02	2250	0	2250	0.02	0	0.02	0	0	1898818		
																	2250		



S.No.	Category & Name of the Shareholders	PAN	No. of shareholder	No. of fully paid up equity shares held	Partly paid up equity shares held	Nos. of shares underlying Depository Receipts	Total nos. of Shares Held (VII= (IV+V+VI))	Share holding % calculated as per SCRR, 1957	Number of Voting Rights held in each class of securities				No. of Shares Underlying Out standing Convertible securities including Warrants	Shareholding, as a % assuming full conversion of convertible securities	Number of Locked in shares		Number of shares pledged or otherwise encumbered		Number of equity shares held in dematerialize d form													
									(I)	(II)	(III)	(IV)			(V)	(VI)	(VII)	As a % of (A+B+C2)		(IX)			(X)	(as a percentage of diluted share capital)	(XII)		(XIII)		(XIV)			
																				(VIII)	No of Voting Rights				Total as a % of Total Voting rights	(XI) = (VII)+(X) as a % of A+B+C2	No. (a)	As a % of total Shares held (b)		No. (a)	As a % of total Shares held (b)	
																					Class X	Class Y										Total
	Body Corporate		114	1676831	0	0	1676831	13.37	1676831	0	1676831	13.37	0	13.37	100	0			1676474													
	SHAMYAK INVESTMENT PRIVATE LIMITED	AAACA4348L		290241	0	0	290241	2.31	290241	0	290241	2.31	0	2.31	0	0			290241													
	GAGANDEEP CREDIT CAPITAL PVT LTD	AAACO0519R		687092	0	0	687092	5.48	687092	0	687092	5.48	0	5.48	0	0			687092													
	PRESCIENT SECURITIES PRIVATE LIMITED	AADCP0490P		215578	0	0	215578	1.72	215578	0	215578	1.72	0	1.72	0	0			215578													
	KOTAK MAHINDRA TRUSTEESHIP SERVICES LIMITED	AADTM3466D		163180	0	0	163180	1.3	163180	0	163180	1.3	0	1.3	0	0			163180													
	Clearing member		24	1509	0	0	1509	0.01	1509	0	1509	0.01	0	0.01	0	0			1509													
	Hindu Undivided Family		174	104733	0	0	104733	0.83	104733	0	104733	0.83	0	0.83	0	0			104733													
	IEPF		1	38411	0	0	38411	0.31	38411	0	38411	0.31	0	0.31	0	0			38411													
	Non-Resident Indian (NRI)		227	116313	0	0	116313	0.93	116313	0	116313	0.93	0	0.93	0	0			75441													
	Overseas Corporate Bodies		1	45000	0	0	45000	0.36	45000	0	45000	0.36	0	0.36	0	0			0													
	Sub-Total (B)(3)		6418	5147843	0	0	5147843	41.05	5147843	0	5147843	41.05	0	41.05	500	0			4873333													
	Total Public Shareholding (B)= (B)(1)+(B)(2)+(B)(3)		6430	5179424	0	0	5179424	41.3	5179424	0	5179424	41.3	0	41.3	0	0			4904914													

Table IV - Statement showing shareholding pattern of the Non Promoter- Non Public shareholder

S.No.	Category & Name of the Shareholders	PAN	No. of shareholder	No. of fully paid up equity shares held	Partly paid up equity shares held	Nos. of shares underlying Depository Receipts	Total nos. of Shares Held (VII= (IV+V+VI))	Share holding % calculated as per SCRR, 1957	Number of Voting Rights held in each class of securities				No. of Shares Underlying Out standing Convertible securities (including Warrants)	Total Shareholding, as a % assuming full conversion of convertible securities	Number of Locked in shares		Number of shares pledged or otherwise encumbered		Number of equity shares held in dematerialized form	
	(I)	(II)	(III)	(IV)	(V)	(VI)	(VII)	As a % of (A+B+C2)	(IX)				(X)	(as a percentage of diluted share capital)	(XII)		(XIII)		(XIV) (Not Applicable)	
								(VIII)	No of Voting Rights			Total as a % of Total Voting rights			(XI)	No.	As a % of total Shares held	No. (Not Applicable)		As a % of total Shares held (Not Applicable)
									Class X	Class Y	Total									
1	Custodian/DR Holder		0	0	0	0	0	0	0	0	0	0	0	0	0	0	0	0		
2	Employee Benefit Trust (under SEBI (Share based Employee Benefit) Regulations, 2014)		0	0	0	0	0	0	0	0	0	0	0	0	0	0	0	0		
	Total Non Promoter- Non Public Shareholding (C)= (C)(1)+(C)(2)		0	0	0	0	0	0	0	0	0	0	0	0	0	0	0	0		




Table II- Unclaim Details


Details of Shares which remain unclaimed may be given here along with details such as number of shareholders, outstanding shares held in demat/unclaimed suspense account, voting rights which are frozen etc.	
No. of shareholders	No of share held

Table III- Unclaim Details

Details of Shares which remain unclaimed may be given here along with details such as number of shareholders, outstanding shares held in demat/unclaimed suspense account, voting rights which are frozen etc.	
No. of shareholders	No of share held
11	2250

Table III- Person in Concert

Details of the shareholders acting as persons in Concert including their Shareholding			
Name of shareholder	Name of PAC	No. of share	Holding %
GAGANDEEP CREDIT CAPITAL PRIVATE LIMITED	GAGANDEEP CREDIT CAPITAL PRIVATE LIMITED	687092	5.48
GAGANDEEP CREDIT CAPITAL PRIVATE LIMITED	ANUJ ANANTRAI SHETH & PARUL ANUJ SHETH	566244	4.52
GAGANDEEP CREDIT CAPITAL PRIVATE LIMITED	PRESCIENT SECURITIES PRIVATE LIMITED	215578	1.72
GAGANDEEP CREDIT CAPITAL PRIVATE LIMITED	ANVIL SHARE & STOCK BROKING PRIVATE LIMITED	121000	0.96
SHAMYAK INVESTMENT PRIVATE LIMITED	NEMISH S SHAH & REKHA N SHAH	325000	2.59
SHAMYAK INVESTMENT PRIVATE LIMITED	SHAMYAK INVESTMENT PRIVATE LIMITED	290241	2.31
SHAMYAK INVESTMENT PRIVATE LIMITED	REKHA N SHAH & NEMISH S SHAH	75000	0.60
SHAMYAK INVESTMENT PRIVATE LIMITED	KRUTARTH N SHAH & NEMISH S SHAH & REKHA S SHAH	75000	0.60
SHAMYAK INVESTMENT PRIVATE LIMITED	NEMISH S SHAH	26	0.00



Sr. No.	Details of the SBO					Details of the registered owner					Details of holding/ exercise of right of the SBO in the reporting company, whether direct or indirect*:					Date of creation / acquisition of significant beneficial interest
	Name	PAN	Passport No. in case of a foreign national	Nationality	Nationality (Applicable in case of Any other is selected)	Name	PAN	Passport No. in case of a foreign national	Nationality	Nationality (Applicable in case of Any other is selected)	Whether by virtue of:					
											Shares	Voting rights	Rights on distributable dividend or any other distribution	Exercise of control	Exercise of significant influence	
1	S V BALASUBRAMANIAM	ABEPB2072Q		INDIAN		S V BALASUBRAMANIAM - INDIVIDUAL (DIRECT)	ABEPB2072Q		INDIAN		8.42	8.42	8.42	Yes	Yes	12.11.1985
2	S V BALASUBRAMANIAM	ABEPB2072Q		INDIAN		ANNAMALLAI ENTERPRISE PRIVATE LIMITED	AABCA6618E		INDIAN		2.04	2.04	2.04	Yes	Yes	14.11.2018
3	S V BALASUBRAMANIAM	ABEPB2072Q		INDIAN		BANNARI AMMAN ENTERPRISES PRIVATE LIMITED	AACCB0881D		INDIAN		0.08	0.08	0.08	Yes	Yes	14.11.2018
4	S V BALASUBRAMANIAM	ABEPB2072Q		INDIAN		SHIVA CARGO MOVERS PRIVATE LIMITED	AADCS8158B		INDIAN		0.85	0.85	0.85	Yes	Yes	30.04.2010
5	S V BALASUBRAMANIAM	ABEPB2072Q		INDIAN		SVB ENTERPRISE PRIVATE LIMITED	AAGCS3669G		INDIAN		0.09	0.09	0.09	Yes	Yes	15.03.2007

