

Name of Listed Entity: Bannari Amman Sugars Limited

Scrip Code/Name of Scrip/Class of Security: BANARISUG

Share Holding Pattern Filed under: 31 (1) (b)

Share Holding Pattern as on : 31-Mar-2018

Declaration: The Listed entity is required to submit the following declaration to the extent of submission of information:-

S. No.	Particulars	Yes/No	
1	Whether the Listed Entity has issued any partly paid up shares?	No	
2	Whether the Listed Entity has issued any Convertible Securities or Warrants?	No	
3	Whether the Listed Entity has any shares against which depository receipts are issued?	No	
4	Whether the Listed Entity has any shares in locked-in?	No	
5	Whether any shares held by promoters are pledge or otherwise encumbered?	No	
6	Whether the Listed Entity has issued any differential Voting Rights?	No	



Table I - Summary Statement holding of specified securities

Category (I)	Category of shareholder (II)	Nos. of share holders	No. of fully paid up equity shares held	No. of Partly paid-up equity shares held	No. of shares underlying Depository Receipts	- Total Nos. shares held	Shareholding as a % of total no. of shares (calculated as per SCRR, 1957)	Number of Voting Rights held in each class of securities				No. of Shares Underlying Outstanding convertible securities (including warrants)	Shareholding , as a % assuming full conversion of convertible securities (as a percentage of diluted share capital)	Number of Locked in shares		Number of Shares pledged or otherwise encumbered		Number of equity shares held in dematerialized form
		(III)	(IV)	(V)	(VI)	(IV) + (V) + (VI)	As a % of (A+B+C2)	(IX)				(X)	As a % of (A+B+C2)	(XII)		(XIII)		(XIV)
						(VII)	(VIII)	No of Voting Rights			Total as a % of (A+B+C)		(XI)= (VII)+(X)	No. (a)	As a % of total Shares held (b)	No. (a)	As a % of total Shares held (b)	
								Class eg: X	Class eg: y	Total								
A	Promoter & Promoter Group	12	7360276	0	0	7360276	58.7	7360276	0	7360276	58.7	0	58.7	0	0	0	0	7360276
B	Public	6383	5179424	0	0	5179424	41.3	5179424	0	5179424	41.3	0	41.3	0	0	0	0	4849411
C	Non Promoter-Non Public	0	0	0	0	0	0	0	0	0	0	0	0	0	0	0	0	0
C1	Shares underlying DRs	0	0	0	0	0	0	0	0	0	0	0	0	0	0	0	0	0
C2	Shares held by Employee Trusts	0	0	0	0	0	0	0	0	0	0	0	0	0	0	0	0	0
	Total	6395	12539700	0	0	12539700	100	12539700	0	12539700	100	0	100	0	0	0	0	12209687



Table II - Statement showing shareholding pattern of the Promoter and Promoter Group

S.No.	Category & Name of the Shareholders	PAN	No. of share holder	No. of fully paid up equity shares held	Partly paid up equity shares held	Nos. of shares underlying Depository Receipts	Total nos. of Shares Held (VII= (IV+V+VI)	Share holding % calculated as per SCRR, 1957	Number of Voting Rights held in each class of securities				No. of Shares Underlying Out standing Convertible securities including Warrants	Shareholding, as a % assuming full conversion of convertible securities	Number of Locked in shares		Number of shares pledged or otherwise encumbered		Number of equity shares held in dematerialize d form
	(I)	(II)	(III)	(IV)	(V)	(VI)	(VII)	As a % of (A+B+C2)	(IX)			(X)	(as a percentage of diluted share capital) (XI) = (VII)+(X) as a % of A+B+C2	(XII)		(XIII)		(XIV)	
									(VIII)	No of Voting Rights				Total as a % of Total Voting rights	No. (a)	As a % of total Shares held (b)	No. (a)		As a % of total Shares held (b)
Class X	Class Y	Total																	
1	Indian																		
a	Individuals/Hindu undivided Family		5	1837535	0	0	1837535	14.65	1837535	0	1837535	14.65	0	14.65	0	0	0	0	1837535
	BALASUBRAMANIAM S V	ABEPB2072Q		959062	0	0	959062	7.65	959062	0	959062	7.65	0	7.65	0	0	0	0	959062
	BALASUBRAMANIAM S V - HUF	AACHS1571C		97170	0	0	97170	0.77	97170	0	97170	0.77	0	0.77	0	0	0	0	97170
	SOUNDARAM B	AGVPS9508G		479349	0	0	479349	3.82	479349	0	479349	3.82	0	3.82	0	0	0	0	479349
	SARAVANAN B	ADQPS5940J		175758	0	0	175758	1.4	175758	0	175758	1.4	0	1.4	0	0	0	0	175758
	MURALI B	AABHB3093F		126196	0	0	126196	1.01	126196	0	126196	1.01	0	1.01	0	0	0	0	126196
b	Central Government/ State Government(s)		0	0	0	0	0	0	0	0	0	0	0	0	0	0	0	0	0
c	Financial Institutions/ Banks		0	0	0	0	0	0	0	0	0	0	0	0	0	0	0	0	0
d	Any Other (specify)												0	0	0	0	0	0	0
	Body Corporate		7	5522741	0	0	5522741	44.04	5522741	0	5522741	44.04	0	44.04	0	0	0	0	5522741
	SVB HOLDINGS PRIVATE LIMITED	AARCS4290G		5048013	0	0	5048013	40.26	5048013	0	5048013	40.26	0	40.26	0	0	0	0	5048013
	ANNAMALLAI ENTERPRISE PRIVATE LIMITED	AABCA6618E		255732	0	0	255732	2.04	255732	0	255732	2.04	0	2.04	0	0	0	0	255732
	SHIVA CARGO MOVERS PRIVATE LIMITED	AADCS8158B		106500	0	0	106500	0.85	106500	0	106500	0.85	0	0.85	0	0	0	0	106500
	BANNARIAMMAN FINANCE PRIVATE LIMITED	AAACB8775E		87193	0	0	87193	0.7	87193	0	87193	0.7	0	0.7	0	0	0	0	87193
	SVB ENTERPRISE PRIVATE LIMITED	AAGCS3669G		10700	0	0	10700	0.09	10700	0	10700	0.09	0	0.09	0	0	0	0	10700
	BANNARI AMMAN ENTERPRISES PRIVATE LIMITED	AACCB0881D		9703	0	0	9703	0.08	9703	0	9703	0.08	0	0.08	0	0	0	0	9703
	KERALA ALCHOLIC PRODUCTS PRIVATE LIMITED	AAACK9860F		4900	0	0	4900	0.04	4900	0	4900	0.04	0	0.04	0	0	0	0	4900
	Sub-Total (A)(1)		12	7360276	0	0	7360276	58.7	7360276	0	7360276	58.7	0	58.7	0	0	0	0	7360276
2	Foreign		0	0	0	0	0	0	0	0	0	0	0	0	0	0	0	0	0
a	Individuals (Non-Resident Individuals/ Foreign Individuals)		0	0	0	0	0	0	0	0	0	0	0	0	0	0	0	0	0
b	Government		0	0	0	0	0	0	0	0	0	0	0	0	0	0	0	0	0
c	Institutions		0	0	0	0	0	0	0	0	0	0	0	0	0	0	0	0	0
d	Foreign Portfolio Investor		0	0	0	0	0	0	0	0	0	0	0	0	0	0	0	0	0
	Any Other (specify)		0	0	0	0	0	0	0	0	0	0	0	0	0	0	0	0	0
	Sub-Total (A)(2)		0	0	0	0	0	0	0	0	0	0	0	0	0	0	0	0	0
	Total Shareholding of Promoter and Promoter Group (A)= (A)(1)+(A)(2)		12	7360276	0	0	7360276	58.7	7360276	0	7360276	58.7	0	58.7	0	0	0	0	7360276





Table III - Statement showing shareholding pattern of the Public shareholder

S.No.	Category & Name of the Shareholders	PAN	No. of shareholder	No. of fully paid up equity shares held	Partly paid up equity shares held	Nos. of shares underlying Depository Receipts	Total nos. of Shares Held (VII= (IV+V+VI))	Share holding % calculated as per SCRR, 1957	Number of Voting Rights held in each class of securities				No. of Shares Underlying Out standing Convertible securities (including Warrants)	Total shareholding, as a % assuming full conversion of convertible securities (as a percentage of diluted share capital)	Number of Locked in shares		Number of shares pledged or otherwise encumbered		Number of equity shares held in dematerialized form										
									(I)	(II)	(III)	(IV)			(V)	(VI)	(VII)	As a % of (A+B+C2)		(IX)			(X)	(XI)	(XII)		(XIII)		(XIV)
																		(VIII)		No of Voting Rights					Total as a % of Total Voting rights	No. (a)	As a % of total Shares held (b)	No. (Not applicable)	
Class X	Class Y	Total																											
1	Institutions																												
a	Mutual Funds		2	3298	0	0	3298	0.03	3298	0	3298	0.03	0	0.03	0	0			3198										
b	Venture Capital Funds		0	0	0	0	0	0	0	0	0	0	0	0	0	0			0										
c	Alternate Investment Funds		0	0	0	0	0	0	0	0	0	0	0	0	0	0			0										
d	Foreign Venture Capital Investors		0	0	0	0	0	0	0	0	0	0	0	0	0	0			0										
e	Foreign Portfolio Investors		10	20862	0	0	20862	0.17	20862	0	20862	0.17	0	0.17	0	0			20862										
f	Financial Institutions/Banks		2	669	0	0	669	0.01	669	0	669	0.01	0	0.01	0	0			669										
g	Insurance Companies		0	0	0	0	0	0	0	0	0	0	0	0	0	0			0										
h	Provident Funds/Pension Funds		0	0	0	0	0	0	0	0	0	0	0	0	0	0			0										
i	Any Other (specify)		0	0	0	0	0	0	0	0	0	0	0	0	0	0			0										
	Sub-Total (B)(1)		14	24829	0	0	24829	0.21	24829	0	24829	0.21	0	0.21	0	0			24729										
2	Central Government/ State Government(s)/ President of India		0	0	0	0	0	0	0	0	0	0	0	0	0	0			0										
	Sub-Total (B)(2)		0	0	0	0	0	0	0	0	0	0	0	0	0	0			0										
3	Non-institutions		0	0	0	0	0	0	0	0	0	0	0	0	0	0	0	0	0										
a	Individuals -		5792	3111271	0	0	3111271	24.81	3111271	0	3111271	24.81	0	24.81	0	0			2875572										
i	Individual shareholders holding nominal share capital up to Rs. 2 lakhs.		5769	1021350	0	0	1021350	8.14	1021350	0	1021350	8.14	0	8.14	0	0			835651										
ii	Individual shareholders holding nominal share capital in excess of Rs. 2 lakhs.		23	2089921	0	0	2089921	16.67	2089921	0	2089921	16.67	0	16.67	0	0			2039921										
	NEMISH S SHAH	AAEPS1165L	0	325000	0	0	325000	2.59	325000	0	325000	2.59	0	2.59	0	0			325000										
	ANUJ ANANTRAI SHETH	AAEPS8975Q	0	566244	0	0	566244	4.52	566244	0	566244	4.52	0	4.52	0	0			566244										
	NILESH KISHOR SHAH	ANTPS5205R	0	226506	0	0	226506	1.81	226506	0	226506	1.81	0	1.81	0	0			226506										
b	NBFCs registered with RBI		0	0	0	0	0	0	0	0	0	0	0	0	0	0			0										
c	Employee Trusts		0	0	0	0	0	0	0	0	0	0	0	0	0	0			0										
	Overseas Depositories (holding DRs) (balancing figure)		0	0	0	0	0	0	0	0	0	0	0	0	0	0			0										
e	Any Other (specify)		577	2043324	0	0	2043324	16.29	2043324	0	2043324	16.29	0	16.29	0	0			1949110										
	Other Escrow Account		1	2700	0	0	2700	0.02	2700	0	2700	0.02	0	0.02	0	0			2700										



S.No.	Category & Name of the Shareholders	PAN	No. of shareholder	No. of fully paid up equity shares held	Partly paid up equity shares held	Nos. of shares underlying Depository Receipts	Total nos. of Shares Held (VII= (IV+V+VI))	Share holding % calculated as per SCRR, 1957	Number of Voting Rights held in each class of securities				No. of Shares Underlying Out standing Convertible securities including Warrants	Shareholding, as a % assuming full conversion of convertible securities	Number of Locked in shares		Number of shares pledged or otherwise encumbered		Number of equity shares held in dematerialize d form
									(I)	(II)	(III)	(IV)			(V)	(VI)	(VII)	As a % of (A+B+C2)	
(VIII)	No of Voting Rights			Total as a % of Total Voting rights	(XI) = (VII)+(X) as a % of A+B+C2	No. (a)	As a % of total Shares held (b)	No. (a)					As a % of total Shares held (b)						
	Class X	Class Y	Total																
	Body Corporate		141	1692026	0	0	1692026	13.49	1692026	0	1692026	13.49	0	13.49	0	0			1691434
	SHAMYAK INVESTMENT PRIVATE LIMITED	AAACA4348L	0	290241	0	0	290241	2.31	290241	0	290241	2.31	0	2.31	0	0			290241
	GAGANDEEP CREDIT CAPITAL PVT LTD	AAACO0519R	0	687092	0	0	687092	5.48	687092	0	687092	5.48	0	5.48	0	0			687092
	PRESCIENT SECURITIES PRIVATE LIMITED	AADCP0490P	0	215578	0	0	215578	1.72	215578	0	215578	1.72	0	1.72	0	0			215578
	KOTAK MAHINDRA TRUSTEESHIP SERVICES LIMITED	AADTM3466D	0	195189	0	0	195189	1.56	195189	0	195189	1.56	0	1.56	0	0			195189
	Clearing member		18	438	0	0	438	0	438	0	438	0	0	0	0	0			438
	Hindu Undivided Family		181	148268	0	0	148268	1.18	148268	0	148268	1.18	0	1.18	0	0			148268
	IEPF		1	31616	0	0	31616	0.25	31616	0	31616	0.25	0	0.25	0	0			31616
	Non-Resident Indian (NRI)		234	123276	0	0	123276	0.99	123276	0	123276	0.99	0	0.99	0	0			74654
	Overseas Corporate Bodies		1	45000	0	0	45000	0.36	45000	0	45000	0.36	0	0.36	0	0			0
	Sub-Total (B)(3)		6369	5154595	0	0	5154595	41.1	5154595	0	5154595	41.1	0	41.1	0	0			4824682
	Total Public Shareholding (B)= (B)(1)+(B)(2)+(B)(3)		6383	5179424	0	0	5179424	41.3	5179424	0	5179424	41.3	0	41.3	0	0			4849411

Table IV - Statement showing shareholding pattern of the Non Promoter- Non Public shareholder

S.No.	Category & Name of the Shareholders	PAN	No. of shareholder	No. of fully paid up equity shares held	Partly paid up equity shares held	Nos. of shares underlying Depository Receipts	Total nos. of Shares Held (VII= (IV+V+VI))	Share holding % calculated as per SCRR, 1957	Number of Voting Rights held in each class of securities				No. of Shares Underlying Out standing Convertible securities (including Warrants)	Total Shareholding, as a % assuming full conversion of convertible securities	Number of Locked in shares		Number of shares pledged or otherwise encumbered		Number of equity shares held in dematerialized form
									(I)	(II)	(III)	(IV)			(V)	(VI)	(VII)	As a % of (A+B+C2)	
No of Voting Rights			Total as a % of Total Voting rights	(XI)	No.	As a % of total Shares held	No. (Not Applicable)	As a % of total Shares held (Not Applicable)											
Class X	Class Y	Total																	
1	Custodian/DR Holder		0	0	0	0	0	0	0	0	0	0	0	0	0	0			0
2	Employee Benefit Trust (under SEBI (Share based Employee Benefit) Regulations, 2014)		0	0	0	0	0	0	0	0	0	0	0	0	0	0			0
	Total Non-Promoter- Non Public Shareholding (C)= (C)(1)+(C)(2)		0	0	0	0	0	0	0	0	0	0	0	0	0	0	0	0	0




Table II- Unclaim Details

Details of Shares which remain unclaimed may be given here along with details such as number of shareholders, outstanding shares held in demat/unclaimed suspense account, voting rights which are frozen etc.	
No. of shareholders	No of share held

Table III- Unclaim Details

Details of Shares which remain unclaimed may be given here along with details such as number of shareholders, outstanding shares held in demat/unclaimed suspense account, voting rights which are frozen etc.	
No. of shareholders	No of share held
14	2700

Table III- Person in Concert

Details of the shareholders acting as persons in Concert including their Shareholding			
Name of shareholder	Name of PAC	No. of share	Holding %
GAGANDEEP CREDIT CAPITAL PRIVATE LIMITED	GAGANDEEP CREDIT CAPITAL PRIVATE LIMITED	687092	5.48
GAGANDEEP CREDIT CAPITAL PRIVATE LIMITED	ANUJ ANANTRAI SHETH & PARUL ANUJ SHETH	566244	4.52
GAGANDEEP CREDIT CAPITAL PRIVATE LIMITED	PRESCIENT SECURITIES PRIVATE LIMITED	215578	1.72
GAGANDEEP CREDIT CAPITAL PRIVATE LIMITED	ANVIL SHARE & STOCK BROKING PRIVATE LIMITED	121000	0.96
SHAMYAK INVESTMENT PRIVATE LIMITED	NEMISH S SHAH & REKHA N SHAH	325000	2.59
SHAMYAK INVESTMENT PRIVATE LIMITED	SHAMYAK INVESTMENT PRIVATE LIMITED	290241	2.31
SHAMYAK INVESTMENT PRIVATE LIMITED	REKHA N SHAH & NEMISH S SHAH	75000	0.60
SHAMYAK INVESTMENT PRIVATE LIMITED	KRUTARTH N SHAH & NEMISH S SHAH & REKHA S SHAH	75000	0.60
SHAMYAK INVESTMENT PRIVATE LIMITED	NEMISH S SHAH	26	0.00

