

Name of Listed Entity: Bannari Amman Sugars Limited

Scrip Code/Name of Scrip/Class of Security: BANARISUG/500041/EQUITY

Share Holding Pattern Filed under: 31 (1) (b)

Share Holding Pattern as on : 31-Mar-2021

Declaration: The Listed entity is required to submit the following declaration to the extent of submission of information:-

| S. No. | Particulars | Yes/No | Promoter and Promoter Group | Public Shareholder | Non-Promoter Non-Public |
|--------|--|--------|-----------------------------|--------------------|-------------------------|
| 1 | Whether the Listed Entity has issued any partly paid up shares? | No | No | No | No |
| 2 | Whether the Listed Entity has issued any Convertible Securities? | No | No | No | No |
| 3 | Whether the Listed Entity has issued any Convertible Warrants? | No | No | No | No |
| 4 | Whether the Listed Entity has any shares against which depository receipts are issued? | No | No | No | No |
| 5 | Whether the Listed Entity has any shares in locked-in? | No | No | No | No |
| 6 | Whether any shares held by promoters are pledge or otherwise encumbered? | No | No | | |
| 7 | Whether the Listed Entity has issued any differential Voting Rights? | No | No | No | No |
| 8 | Whether the listed entity has any significant beneficial owner? | Yes | | | |



Table I - Summary Statement holding of specified securities

| Category (I) | Category of shareholder (II) | Nos. of share holders | No. of fully paid up equity shares held | No. of Partly paid-up equity shares held | No. of shares underlying Depository Receipts | - Total Nos. shares held | Shareholding as a % of total no. of shares (calculated as per SCRR, 1957) | Number of Voting Rights held in each class of securities | | | | No. of Shares Underlying Outstanding convertible securities (including warrants) | Shareholding, as a % assuming full conversion of convertible securities (as a percentage of diluted share capital) | Number of Locked in shares | | Number of Shares pledged or otherwise encumbered | | Number of equity shares held in dematerialized form |
|--------------|--------------------------------|-----------------------|---|--|--|--------------------------|---|--|-------------|----------|------|--|--|----------------------------|---------------------------------|--|-------|---|
| | | (III) | (IV) | (V) | (VI) | (IV) + (V) + (VI) | As a % of (A+B+C2) | (IX) | | | (X) | As a % of (A+B+C2) | (XII) | | (XIII) | | (XIV) | |
| | | | | | | (VII) | (VIII) | No of Voting Rights | | | | Total as a % of (A+B+C) | (XI) = (VII)+(X) | No. (a) | As a % of total Shares held (b) | No. (a) | | As a % of total Shares held (b) |
| | | | | | | | | Class eg: X | Class eg: y | Total | | | | | | | | |
| A | Promoter & Promoter Group | 6 | 7360276 | 0 | 0 | 7360276 | 58.7 | 7360276 | 0 | 7360276 | 58.7 | 0 | 58.7 | 0 | 0 | 0 | 0 | 7360276 |
| B | Public | 6018 | 5179424 | 0 | 0 | 5179424 | 41.3 | 5179424 | 0 | 5179424 | 41.3 | 0 | 41.3 | 0 | 0 | 0 | 0 | 4912561 |
| C | Non Promoter- Non Public | 0 | 0 | 0 | 0 | 0 | 0 | 0 | 0 | 0 | 0 | 0 | 0 | 0 | 0 | 0 | 0 | 0 |
| C1 | Shares underlying DRs | 0 | 0 | 0 | 0 | 0 | 0 | 0 | 0 | 0 | 0 | 0 | 0 | 0 | 0 | 0 | 0 | 0 |
| C2 | Shares held by Employee Trusts | 0 | 0 | 0 | 0 | 0 | 0 | 0 | 0 | 0 | 0 | 0 | 0 | 0 | 0 | 0 | 0 | 0 |
| | Total | 6024 | 12539700 | 0 | 0 | 12539700 | 100 | 12539700 | 0 | 12539700 | 100 | 0 | 100 | 0 | 0 | 0 | 0 | 12272837 |



Table II - Statement showing shareholding pattern of the Promoter and Promoter Group

| S.No. | Category & Name of the Shareholders | PAN | No. of share holder | No. of fully paid up equity shares held | Total nos. of Shares Held (VII= (IV+V+VI) | Share holding as a % of total no. of shares calculated as per SCRR, 1957 as a % of | Number of Voting Rights held in each class of securities | | | No. of Shares Underlying Out standing Convertible securities including Warrants | Shareholding, as a % assuming full conversion of convertible securities (as a percentage of diluted share capital) | Number of Locked in shares | | Number of shares pledged or otherwise encumbered | | Number of equity shares held in dematerialized form |
|-------|--|------------|---------------------|---|---|--|--|---------|-------------------------------------|---|--|----------------------------|---------------------------------|--|---------------------------------|---|
| | | | | | | | No of Voting (XIV) Rights | | Total as a % of Total Voting rights | | | (XII) | | (XIII) | | |
| | | | | | | | Class X | Total | | | | No. (a) | As a % of total Shares held (b) | No. (a) | As a % of total Shares held (b) | |
| 1 | Indian | | | | | | | | | | | | | | | |
| a | Individuals/Hindu undivided Family | | 4 | 1837535 | 1837535 | 14.65 | 1837535 | 1837535 | 14.65 | 0 | 14.65 | 0 | 0 | 0 | 0 | 1837535 |
| | BALASUBRAMANIAM S V | ABEPB2072Q | | 1056232 | 1056232 | 8.42 | 1056232 | 1056232 | 8.42 | 0 | 8.42 | 0 | 0 | 0 | 0 | 1056232 |
| | SOUNDARAM B | AGVPS9508G | | 479349 | 479349 | 3.82 | 479349 | 479349 | 3.82 | 0 | 3.82 | 0 | 0 | 0 | 0 | 479349 |
| | SARAVANAN B | ADQPS5940J | | 175758 | 175758 | 1.4 | 175758 | 175758 | 1.4 | 0 | 1.4 | 0 | 0 | 0 | 0 | 175758 |
| | MURALI B | AABHB3093F | | 126196 | 126196 | 1.01 | 126196 | 126196 | 1.01 | 0 | 1.01 | 0 | 0 | 0 | 0 | 126196 |
| b | Central Government/ State Government(s) | | 0 | 0 | 0 | 0 | 0 | 0 | 0 | 0 | 0 | 0 | 0 | 0 | 0 | 0 |
| c | Financial Institutions/ Banks | | 0 | 0 | 0 | 0 | 0 | 0 | 0 | 0 | 0 | 0 | 0 | 0 | 0 | 0 |
| d | Any Other (specify) | | | | | | | | | | | | | | | |
| | Body Corporate | | 2 | 5522741 | 5522741 | 44.04 | 5522741 | 5517841 | 44.04 | 0 | 44.04 | 0 | 0 | 0 | 0 | 5522741 |
| | SVB HOLDINGS PRIVATE LIMITED | AARCS4290G | | 5517841 | 5517841 | 44 | 5517841 | 5517841 | 44 | 0 | 44 | 0 | 0 | 0 | 0 | 5517841 |
| | ANNAMALLAI ENTERPRISE PRIVATE LIMITED | AABCA6618E | | 0 | 0 | 0 | 0 | 0 | 0 | 0 | 0 | 0 | 0 | 0 | 0 | 0 |
| | SHIVA CARGO MOVERS PRIVATE LIMITED | AADCS8158B | | 0 | 0 | 0 | 0 | 0 | 0 | 0 | 0 | 0 | 0 | 0 | 0 | 0 |
| | BANNARIAMMAN FINANCE PRIVATE LIMITED | AAACB8775E | | 0 | 0 | 0 | 0 | 0 | 0 | 0 | 0 | 0 | 0 | 0 | 0 | 0 |
| | SVB ENTERPRISE PRIVATE LIMITED | AAGCS3669G | | 0 | 0 | 0 | 0 | 0 | 0 | 0 | 0 | 0 | 0 | 0 | 0 | 0 |
| | BANNARI AMMAN ENTERPRISES PRIVATE LIMITED | AACCB0881D | | 0 | 0 | 0 | 0 | 0 | 0 | 0 | 0 | 0 | 0 | 0 | 0 | 0 |
| | KERALA ALCOHOLIC PRODUCTS PRIVATE LIMITED | AAACK9860F | | 4900 | 4900 | 0.04 | 4900 | 0 | 0.04 | 0 | 0.04 | 0 | 0 | 0 | 0 | 4900 |
| | Sub-Total (A)(1) | | 6 | 7360276 | 7360276 | 58.7 | 7360276 | 7355376 | 58.7 | 0 | 58.7 | 0 | 0 | 0 | 0 | 7360276 |
| 2 | Foreign | | 0 | 0 | 0 | 0 | 0 | 0 | 0 | 0 | 0 | 0 | 0 | 0 | 0 | 0 |
| a | Individuals (Non-Resident Individuals/ Foreign Individuals) | | 0 | 0 | 0 | 0 | 0 | 0 | 0 | 0 | 0 | 0 | 0 | 0 | 0 | 0 |
| b | Government | | 0 | 0 | 0 | 0 | 0 | 0 | 0 | 0 | 0 | 0 | 0 | 0 | 0 | 0 |
| c | Institutions | | 0 | 0 | 0 | 0 | 0 | 0 | 0 | 0 | 0 | 0 | 0 | 0 | 0 | 0 |
| d | Foreign Portfolio Investor | | 0 | 0 | 0 | 0 | 0 | 0 | 0 | 0 | 0 | 0 | 0 | 0 | 0 | 0 |
| e | Any Other (specify) | | 0 | 0 | 0 | 0 | 0 | 0 | 0 | 0 | 0 | 0 | 0 | 0 | 0 | 0 |
| | Sub-Total (A)(2) | | 0 | 0 | 0 | 0 | 0 | 0 | 0 | 0 | 0 | 0 | 0 | 0 | 0 | 0 |
| | Total Shareholding of Promoter and Promoter Group (A)= (A)(1)+(A)(2) | | 6 | 7360276 | 7360276 | 58.7 | 7360276 | 7360276 | 58.7 | 0 | 58.7 | 0 | 0 | 0 | 0 | 7360276 |





Table III - Statement showing shareholding pattern of the Public shareholder

| S.No. | Category & Name of the Shareholders | PAN | No. of shareholder | No. of fully paid up equity shares held | Partly paid up equity shares held | Nos. of shares underlying Depository Receipts | Total nos. of Shares Held (VII= (IV+V+VI) | Share holding as a % of total no. of shares calculated as per SCRR, 1957 as a % of (A+B+C2) | Number of Voting Rights held in each class of securities | | | | No. of Shares Underlying Out standing Convertible securities (including Warrants) | Total shareholding, as a % assuming full conversion of convertible securities (as a percentage of diluted share capital) | Number of Locked in shares | | Number of shares pledged or otherwise encumbered | | Number of equity shares held in dematerialized form |
|-------|---|------------|--------------------|---|-----------------------------------|---|---|---|--|------|---------|-------------------------------------|---|--|----------------------------|---------------------------------|--|---------------------------------|---|
| | | | | | | | | | (IX) | | | | | | (XII) | | (XIII) | | |
| | | | | | | | | | No of Voting (XIV) Rights | | | Total as a % of Total Voting rights | | | No. (a) | As a % of total Shares held (b) | No. (a) | As a % of total Shares held (b) | |
| | | | | | | | | | (I) | (II) | (III) | | | | | | | | |
| 1 | Institutions | | | | | | | | | | | | | | | | | | |
| a | Mutual Funds | | 1 | 11500 | 0 | 0 | 11500 | 0.09 | 11500 | 0 | 11500 | 0.09 | 0 | 0.09 | 0 | 0 | | | 11500 |
| b | Venture Capital Funds | | 0 | 0 | 0 | 0 | 0 | 0 | 0 | 0 | 0 | 0 | 0 | 0 | 0 | 0 | | | 0 |
| c | Alternate Investment Funds | | 0 | 0 | 0 | 0 | 0 | 0 | 0 | 0 | 0 | 0 | 0 | 0 | 0 | 0 | | | 0 |
| d | Foreign Venture Capital Investors | | 0 | 0 | 0 | 0 | 0 | 0 | 0 | 0 | 0 | 0 | 0 | 0 | 0 | 0 | | | 0 |
| e | Foreign Portfolio Investors | | 10 | 18435 | 0 | 0 | 18435 | 0.15 | 18435 | 0 | 18435 | 0.15 | 0 | 0.15 | 0 | 0 | | | 18435 |
| f | Financial Institutions/Banks | | 1 | 114 | 0 | 0 | 114 | 0 | 114 | 0 | 114 | 0 | 0 | 0 | 0 | 0 | | | 114 |
| g | Insurance Companies | | 0 | 0 | 0 | 0 | 0 | 0 | 0 | 0 | 0 | 0 | 0 | 0 | 0 | 0 | | | 0 |
| h | Provident Funds/Pension Funds | | 0 | 0 | 0 | 0 | 0 | 0 | 0 | 0 | 0 | 0 | 0 | 0 | 0 | 0 | | | 0 |
| i | Any Other (specify) | | 0 | 0 | 0 | 0 | 0 | 0 | 0 | 0 | 0 | 0 | 0 | 0 | 0 | 0 | | | 0 |
| | Sub-Total (B)(1) | | 12 | 30049 | 0 | 0 | 30049 | 0.24 | 30049 | 0 | 30049 | 0.24 | 0 | 0.24 | 0 | 0 | | | 30049 |
| 2 | Central Government/ State Government(s)/ President of India | | 0 | 0 | 0 | 0 | 0 | 0 | 0 | 0 | 0 | 0 | 0 | 0 | 0 | 0 | | | 0 |
| | Sub-Total (B)(2) | | 0 | 0 | 0 | 0 | 0 | 0 | 0 | 0 | 0 | 0 | 0 | 0 | 0 | 0 | | | 0 |
| 3 | Non-institutions | | 0 | 0 | 0 | 0 | 0 | 0 | 0 | 0 | 0 | 0 | 0 | 0 | 0 | 0 | 0 | 0 | 0 |
| a | Individuals - | | 5515 | 3059970 | 0 | 0 | 3059970 | 24.4 | 3059970 | 0 | 3059970 | 24.4 | 0 | 24.4 | 0 | 0 | | | 2878936 |
| i | Individual shareholders holding nominal share capital up to Rs. 2 lakhs. | | 5492 | 945355 | 0 | 0 | 945355 | 7.54 | 945355 | 0 | 945355 | 7.54 | 0 | 7.54 | 0 | 0 | | | 814321 |
| ii | Individual shareholders holding nominal share capital in excess of Rs. 2 lakhs. | | 23 | 2114615 | 0 | 0 | 2114615 | 16.86 | 2114615 | 0 | 2114615 | 16.86 | 0 | 16.86 | 0 | 0 | | | 2064615 |
| | NEMISH S SHAH | AAEPS1165L | 0 | 325000 | 0 | 0 | 325000 | 2.59 | 325000 | 0 | 325000 | 2.59 | 0 | 2.59 | 0 | 0 | | | 325000 |
| | ANUJ ANANTRAI SHETH | AAEPS8975Q | 0 | 566244 | 0 | 0 | 566244 | 4.52 | 566244 | 0 | 566244 | 4.52 | 0 | 4.52 | 0 | 0 | | | 566244 |
| | NILESH KISHOR SHAH | ACMFS8855K | 0 | 238000 | 0 | 0 | 238000 | 1.9 | 238000 | 0 | 238000 | 1.9 | 0 | 1.9 | 0 | 0 | | | 238000 |
| b | NBFCs registered with RBI | | 0 | 0 | 0 | 0 | 0 | 0 | 0 | 0 | 0 | 0 | 0 | 0 | 0 | 0 | | | 0 |
| c | Employee Trusts | | 0 | 0 | 0 | 0 | 0 | 0 | 0 | 0 | 0 | 0 | 0 | 0 | 0 | 0 | | | 0 |
| d | Overseas Depositories (holding DRs) (standalone figure) | | 0 | 0 | 0 | 0 | 0 | 0 | 0 | 0 | 0 | 0 | 0 | 0 | 0 | 0 | | | 0 |
| | Any other (specify) | | 491 | 2089405 | 0 | 0 | 2089405 | 16.66 | 2089405 | 0 | 2089405 | 16.66 | 0 | 16.66 | 0 | 0 | | | 2003576 |
| | Other - Custodian Account | | 1 | 2250 | 0 | 0 | 2250 | 0.02 | 2250 | 0 | 2250 | 0.02 | 0 | 0.02 | 0 | 0 | | | 2250 |



| S.No. | Category & Name of the Shareholders | PAN | No. of shareholder | No. of fully paid up equity shares held | Partly paid up equity shares held | Nos. of shares underlying Depository Receipts | Total nos. of Shares Held (VII= (IV+V+VI) | Share holding as a % of total no. of shares calculated as per SCRR, 1957 as a % of | Number of Voting Rights held in each class of securities | | | | No. of Shares Underlying Out standing Convertible securities (including Warrants) | Total shareholding, as a % assuming full conversion of convertible securities (as a percentage of diluted share capital) | Number of Locked in shares | | Number of shares pledged or otherwise encumbered | | Number of equity shares held in dematerialized form | | | | | | | | | | |
|-------|---|------------|--------------------|---|-----------------------------------|---|---|--|--|------|---------|-------|---|--|----------------------------|------|--|--------------------|---|---------|---------|-------|-----|-----------------------------------|-------------------------------------|---------|---------------------------------|---------|-------|
| | | | | | | | | | | | | | | | | | | | | | | | | | | | | | |
| | | | | | | | | | (I) | (II) | (III) | (IV) | | | (V) | (VI) | (VII) | As a % of (A+B+C2) | | (IX) | | | (X) | (XI) = (VII)+(X) as a % of A+B+C2 | (XII) | | (XIII) | | (XIV) |
| | | | | | | | | | | | | | | | | | | (VIII) | | Class X | Class Y | Total | | | Total as a % of Total Voting rights | No. (a) | As a % of total Shares held (b) | No. (a) | |
| | Body Corporate | | 89 | 1728734 | 0 | 0 | 1728734 | 13.79 | 1728734 | 0 | 1728734 | 13.79 | 0 | 13.79 | 0 | 0 | | | 1728477 | | | | | | | | | | |
| | SHAMYAK INVESTMENT PRIVATE LIMITED | AAACA4348L | | 290241 | 0 | 0 | 290241 | 2.31 | 290241 | 0 | 290241 | 2.31 | 0 | 2.31 | 0 | 0 | | | 290241 | | | | | | | | | | |
| | GAGANDEEP CREDIT CAPITAL PVT LTD | AAACO0519R | | 687092 | 0 | 0 | 687092 | 5.48 | 687092 | 0 | 687092 | 5.48 | 0 | 5.48 | 0 | 0 | | | 687092 | | | | | | | | | | |
| | KOTAK MAHINDRA TRUSTEESHIP SERVICES LIMITED | AADTM3466D | | 163180 | 0 | 0 | 163180 | 1.3 | 163180 | 0 | 163180 | 1.3 | 0 | 1.3 | 0 | 0 | | | 163180 | | | | | | | | | | |
| | PRESCIENT WEALTH MANAGEMENT PRIVATE LIMITED | AAECP5151E | | 303000 | 0 | 0 | 303000 | 2.42 | 303000 | 0 | 303000 | 2.42 | 0 | 2.42 | 0 | 0 | | | 303000 | | | | | | | | | | |
| | Clearing member | | 23 | 1789 | 0 | 0 | 1789 | 0.01 | 1789 | 0 | 1789 | 0.01 | 0 | 0.01 | 0 | 0 | | | 1789 | | | | | | | | | | |
| | Hindu Undivided Family | | 157 | 163060 | 0 | 0 | 163060 | 1.3 | 163060 | 0 | 163060 | 1.3 | 0 | 1.3 | 0 | 0 | | | 163060 | | | | | | | | | | |
| | IEPF | | 1 | 40855 | 0 | 0 | 40855 | 0.33 | 40855 | 0 | 40855 | 0.33 | 0 | 0.33 | 0 | 0 | | | 40855 | | | | | | | | | | |
| | Non-Resident Indian (NRI) | | 219 | 107717 | 0 | 0 | 107717 | 0.86 | 107717 | 0 | 107717 | 0.86 | 0 | 0.86 | 0 | 0 | | | 67145 | | | | | | | | | | |
| | Overseas Corporate Bodies | | 1 | 45000 | 0 | 0 | 45000 | 0.36 | 45000 | 0 | 45000 | 0.36 | 0 | 0.36 | 0 | 0 | | | 0 | | | | | | | | | | |
| | Sub-Total (B)(3) | | 6006 | 5149375 | 0 | 0 | 5149375 | 41.06 | 5149375 | 0 | 5149375 | 41.06 | 0 | 41.06 | 0 | 0 | | | 4882512 | | | | | | | | | | |
| | Total Public Shareholding (B)= (B)(1)+(B)(2)+(B)(3) | | 6018 | 5179424 | 0 | 0 | 5179424 | 41.3 | 5179424 | 0 | 5179424 | 41.3 | 0 | 41.3 | 0 | 0 | | | 4912561 | | | | | | | | | | |

Table IV - Statement showing shareholding pattern of the Non Promoter- Non Public shareholder

| S.No. | Category & Name of the Shareholders | PAN | No. of shareholder | No. of fully paid up equity shares held | Partly paid up equity shares held | Nos. of shares underlying Depository Receipts | Total nos. of Shares Held (VII= (IV+V+VI) | Share holding as a % of total no. of shares calculated as per SCRR, 1957 as a % of | Number of Voting Rights held in each class of securities | | | | No. of Shares Underlying Out standing Convertible securities (including Warrants) | Total shareholding, as a % assuming full conversion of convertible securities (as a percentage of diluted share capital) | Number of Locked in shares | | Number of shares pledged or otherwise encumbered | | Number of equity shares held in dematerialized form | | | | | | | | | | |
|-------|--|-----|--------------------|---|-----------------------------------|---|---|--|--|---------|-------|------|---|--|----------------------------|------|--|--------------------|---|---------------------------|--|--|-----|-----------------------------------|---------|---------------------------------|---------|---------------------------------|-------|
| | | | | | | | | | | | | | | | | | | | | | | | | | | | | | |
| | | | | | | | | | (I) | (II) | (III) | (IV) | | | (V) | (VI) | (VII) | As a % of (A+B+C2) | | (IX) | | | (X) | (XI) = (VII)+(X) as a % of A+B+C2 | No. (a) | As a % of total Shares held (b) | No. (a) | As a % of total Shares held (b) | (XIV) |
| | | | | | | | | | | | | | | | | | | | | No of Voting (XIV) Rights | | | | | | | | | |
| | | | | | | | | (VIII) | Class X | Class Y | Total | | | | | | | | | | | | | | | | | | |
| 1 | Custodian/DR Holder | | 0 | 0 | 0 | 0 | 0 | 0 | 0 | 0 | 0 | 0 | 0 | 0 | 0 | 0 | | | 0 | | | | | | | | | | |
| 2 | Employee Benefit Trust (under SEBI (Share based Employee Benefit) Regulations, 2014) | | 0 | 0 | 0 | 0 | 0 | 0 | 0 | 0 | 0 | 0 | 0 | 0 | 0 | 0 | | | 0 | | | | | | | | | | |
| | Total Non-Promoter- Non Public Shareholding (C)= (C)(1)+(C)(2) | | 0 | 0 | 0 | 0 | 0 | 0 | 0 | 0 | 0 | 0 | 0 | 0 | 0 | 0 | 0 | 0 | 0 | | | | | | | | | | |




Table II- Unclaim Details

Details of Shares which remain unclaimed may be given here along with details such as number of shareholders, outstanding shares held in demat/unclaimed suspense account, voting rights which are frozen etc.

| No. of shareholders | No of share held |
|---------------------|------------------|
|---------------------|------------------|

Table III- Unclaim Details

Details of Shares which remain unclaimed may be given here along with details such as number of shareholders, outstanding shares held in demat/unclaimed suspense account, voting rights which are frozen etc.

| No. of shareholders | No of share held |
|---------------------|------------------|
| 11 | 2250 |

Table III- Person in Concert

| Details of the shareholders acting as persons in Concert including their Shareholding | | | |
|---|--|--------------|-----------|
| Name of shareholder | Name of PAC | No. of share | Holding % |
| GAGANDEEP CREDIT CAPITAL PRIVATE LIMITED | GAGANDEEP CREDIT CAPITAL PRIVATE LIMITED | 687092 | 5.48 |
| GAGANDEEP CREDIT CAPITAL PRIVATE LIMITED | ANUJ ANANTRAI SHETH & PARUL ANUJ SHETH | 566244 | 4.52 |
| GAGANDEEP CREDIT CAPITAL PRIVATE LIMITED | PRESCIENT WEALTH MANAGEMENT PRIVATE LIMITED | 303000 | 2.42 |
| GAGANDEEP CREDIT CAPITAL PRIVATE LIMITED | ANVIL SHARE & STOCK BROKING PRIVATE LIMITED | 121255 | 0.97 |
| SHAMYAK INVESTMENT PRIVATE LIMITED | NEMISH S SHAH & REKHA N SHAH | 325000 | 2.59 |
| SHAMYAK INVESTMENT PRIVATE LIMITED | SHAMYAK INVESTMENT PRIVATE LIMITED | 290241 | 2.31 |
| SHAMYAK INVESTMENT PRIVATE LIMITED | REKHA N SHAH & NEMISH S SHAH | 75000 | 0.60 |
| SHAMYAK INVESTMENT PRIVATE LIMITED | KRUTARTH N SHAH & NEMISH S SHAH & REKHA S SHAH | 75000 | 0.60 |
| SHAMYAK INVESTMENT PRIVATE LIMITED | NEMISH S SHAH | 26 | 0.00 |



| Sr. No. | Details of the SBO | | | | | Details of the registered owner | | | | | Details of holding/ exercise of right of the SBO in the reporting company, whether direct or indirect*: | | | | | Date of creation / acquisition of significant beneficial interest |
|---------|--------------------|------------|--|-------------|---|---|------------|--|-------------|---|---|---------------|--|---------------------|-----------------------------------|---|
| | Name | PAN | Passport No. in case of a foreign national | Nationality | Nationality (Applicable in case of Any other is selected) | Name | PAN | Passport No. in case of a foreign national | Nationality | Nationality (Applicable in case of Any other is selected) | Whether by virtue of: | | | | | |
| | | | | | | | | | | | Shares | Voting rights | Rights on distributable dividend or any other distribution | Exercise of control | Exercise of significant influence | |
| 1 | B SARAVANAN | ADQPS5940J | | INDIAN | | S V B HOLDINGS PRIVATE LIMITED | AARCS4290G | | INDIAN | | 44 | 44 | 44 | Yes | Yes | 02.09.2020 |
| 2 | B SARAVANAN | ADQPS5940J | | INDIAN | | KERALA ALCOHOLIC PRODUCTS PRIVATE LIMITED | AAACK9860F | | INDIAN | | 0.04 | 0.04 | 0.04 | Yes | Yes | 02.09.2020 |

